
















































































DENQBAR INVERTER GENERATOR

BRIEF OVERVIEW OF TYPICAL AREAS OF APPLICATION

With the help of this table and the data sheet / type plate of your consumer, you can select the appropriate DENQBAR generator for your application. When supplying power to several consumers, please ensure that the total power required does not exceed the rated power of the generator. This table only serves as a rough overview.

			DENQBAR INVERTER					
			DQ-2000	DQ-2100	DQ-3800	DQ-4200	DQ-4500	
			rated output	1800 W	1800 W	3200 W	3800 W	3800 W
			max. output	2000 W	2100 W	3800 W	4200 W	4500 W
	Consumer *	Rated output **	Starting current **					
Use as an emergency generator in the home & office	Radio	35 W	–					
	Television set	95 W	300 W					
	Smarthome building control	100 W	–					
	Freezer / Refrigerator	120 W	350 W					
	Halogen floodlight	150 W	–					
	Battery charging current	300 W	–					
	Sewage pump	600 W	2000 W					
	Kettle	750 W	–					
	Fan heater	1600 W	1900 W					
	Microwave / Mini oven	1700 W	–					
Hotplate	1800 W	–						
Use in camping	portable TV set	20 W	–					
	Laptop	30 W	150 W					
	Camping - Fridge	70 W	250 W					
	Battery charger	250 W	–					
	Camping - Coffee maker	450 W	900 W					
	Camping - Microwave	700 W	1800 W					
	Travel hairdryer	1100 W	1600 W					
	Camping - Air conditioning	2000 W	2500 W					

* The values given here serve only as a rough guide and in no way replace the exact performance specifications from the consumer of the respective manufacturer.

** To avoid a drop in performance, no extension cables should be connected between the inverter power generator and the consumer.

*** All values in the table are approximate and not binding.

DENQBAR®










































































DENQBAR GmbH

Longuyoner Str. 14

D-01796 Pirna

info@denqbar.de

www.denqbar.com

			DENQBAR INVERTER					
			DQ-2000	DQ-2100	DQ-3800	DQ-4200	DQ-4500	
rated output			1800 W	1800 W	3200 W	3800 W	3800 W	
max. output			2000 W	2100 W	3800 W	4200 W	4500 W	
Consumer *	Rated output **	Starting current **						
Use in the garden area	Power scythe	400 W	1100 W					
	Hedge trimmer	500 W	1300 W					
	Submersible pump	600 W	2000 W					
	Electric lawn mower	1500 W	2500 W					
	Electric - Chain Saw	1900 W	2500 W					
	Chipper / Shredder	2000 W	2600 W					
	High pressure cleaner	2000 W	2900 W					
Use in the DIY sector	LED - Construction Spotlight	50 W	k. A.					
	Battery - Charger	300 W	k. A.					
	Jigsaw	600 W	1600 W					
	Angle grinder	750 W	1100 W					
	Drilling machine/hammer	900 W	1300 W					
	Electric plane	900 W	1500 W					
	Water pump	1100 W	1900 W					
	Polishing machine	1200 W	2500 W					
	Circular saw	1400 W	1800 W					
	Table saw	1500 W	3000 W					

* The values given here serve only as a rough guide and in no way replace the exact performance specifications from the consumer of the respective manufacturer.

** To avoid a drop in performance, no extension cables should be connected between the inverter power generator and the consumer.

*** All values in the table are approximate and not binding.